


How To Giving By Text

Tired of filling out an donation envelope during the Service? Not carrying cash or a checkbook?

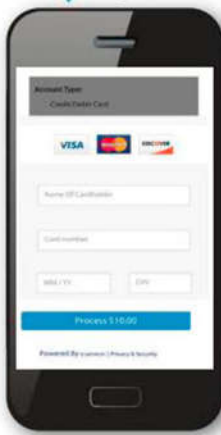
Giving By Text is an easy electronic way to make a “Share the Basket” donation via your smartphone. Leave your phone on during the service, but simply mute the volume.

1) Get Started



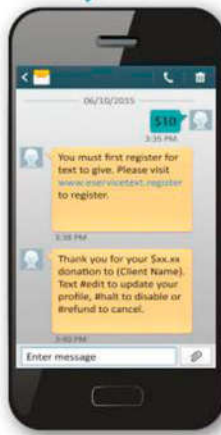
Enter your 10-digit Give by Text number and the amount you wish to donate. Make sure to use the dollar sign before the amount.

2) Register



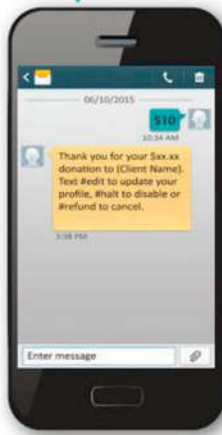
You will receive a registration link. Click the link and enter your contact and payment information. Click “Process.”

3) Give

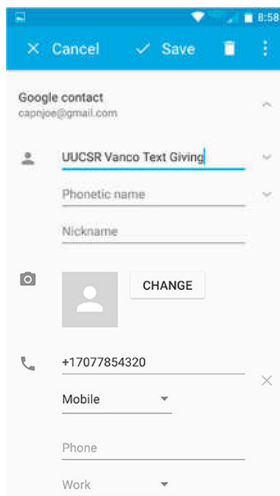


After registration is complete, you will receive a verification by text as well as a receipt via email.

4) Repeat



For future giving, simply send a text with the amount you wish to give and it will process automatically.



For convenience, create a contact similar to the one to the left. The mobile phone number should be 707-785-4320.

During the Offertory, send a text to this contact, simply typing an amount beginning with a dollar sign, like “\$10”. Your donation goes into the Share The Basket fund.

